

Laboratory Evaluation

Piera Systems – Canāree R1



Outline

1. Background
2. $PM_{1.0}$
3. $PM_{2.5}$

DRAFT

Background

Three **Piera Systems – Canāree R1** (hereinafter **Canāree R1**) sensors were field-tested at the South Coast AQMD Rubidoux fixed ambient monitoring station (02/22/2022 to 04/23/2022) under ambient environmental conditions. Following field-testing, the same three units were evaluated in the South Coast AQMD Sensor Environmental Testing Chamber 2 (SENTEC-2) under controlled artificial aerosol concentration/size range, temperature, and relative humidity.

Canāree R1 (3 units tested in the lab):

- Particle sensor: **optical; non-FEM (Piera IPS-7100)**
- Each unit reports: $PM_{1.0}$, $PM_{2.5}$ and PM_{10} ($\mu\text{g}/\text{m}^3$)
- **Unit cost: \$299 + \$10/month for AQMS data and cloud services**
- Time resolution: 1-min
- Units IDs: 0137, 0147, 0153

Reference instruments:

- $PM_{2.5}$ instrument (**Teledyne T640x, San Diego, CA; hereinafter FEM T640x**); cost: ~\$37,000
- Time resolution: 1-min



Piera Systems – Canāree R1

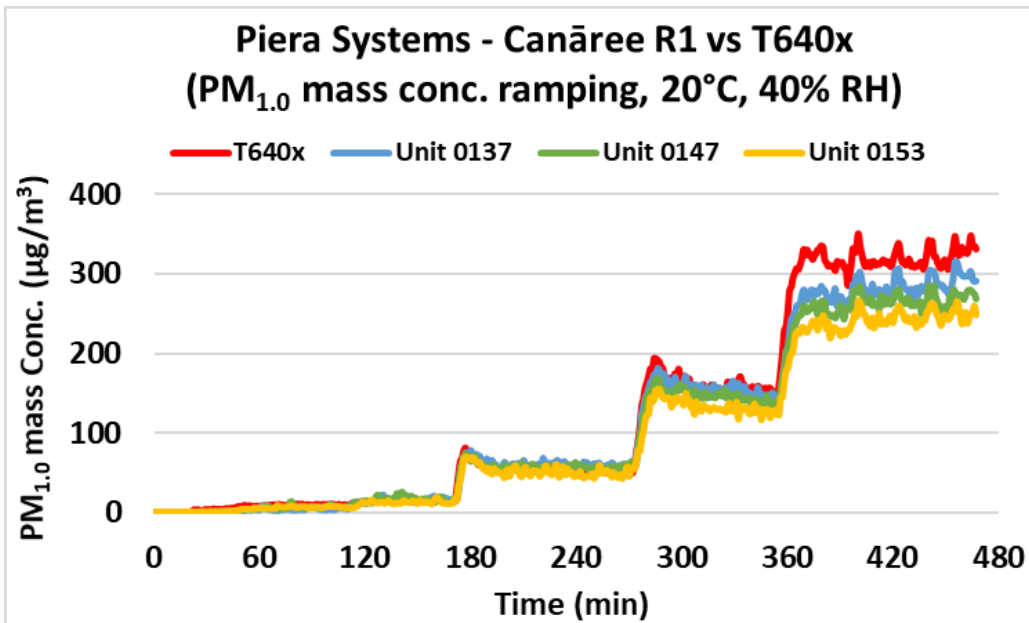


FEM T640x

PM_{1.0}

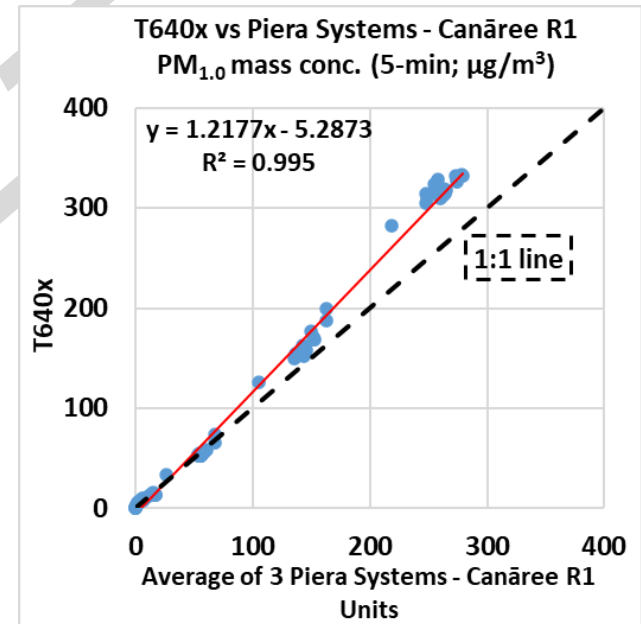
1. T640x vs Canāree R1
2. Accuracy, data recovery and intra-model variability
3. Precision
4. Climate susceptibility
5. Discussion

Canāree R1 vs T640x (PM_{1.0})



- The Canāree R1 sensors tracked well with the concentration variation but underestimated PM_{1.0}, compared to the T640x in the concentration range of 0 - 300 $\mu\text{g}/\text{m}^3$.

Coefficient of Determination



- The Canāree R1 sensors showed very strong correlations with the T640x PM_{1.0} mass conc. ($R^2 > 0.99$)

Canāree R1 vs T640x PM_{1.0} Accuracy

- Accuracy (20°C and 40% RH)

Steady State #	Sensor Mean (µg/m ³)	T640x (µg/m ³)	Accuracy (%)
1	5.9	8.4	70.4
2	14.9	13.1	86.7
3	55.1	47.5	83.9
4	137.9	138.0	99.9
5	271.0	293.3	92.4

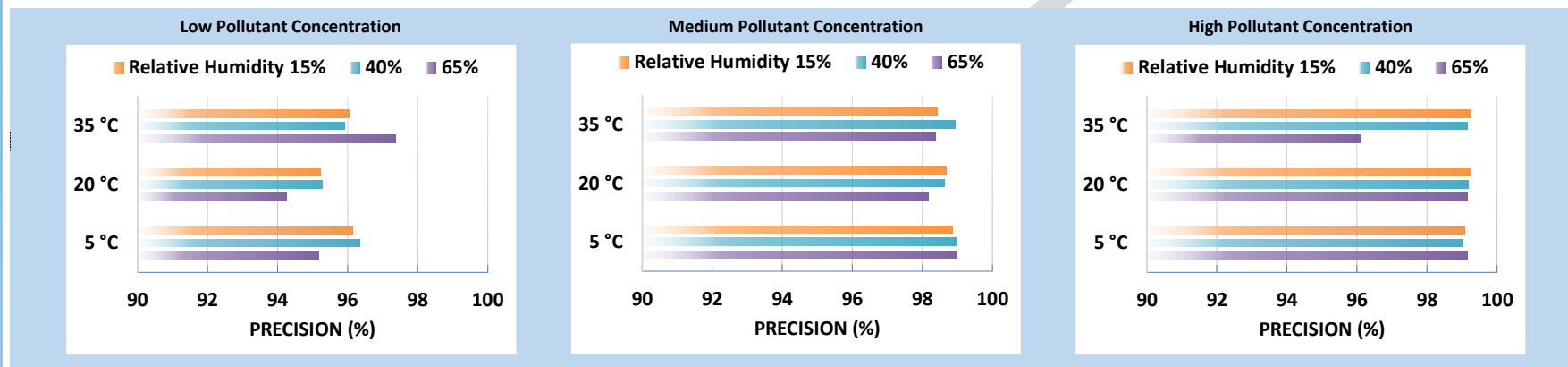
- Overall, the Canāree R1 sensors underestimated PM_{1.0} concentration values compared to the T640x PM_{1.0} mass concentration at 20°C and 40% RH, except at 15 and 50 µg/m³. The Canāree R1 sensors' accuracy ranged from 70.4 to 99.9% in the range of 10 to 300 µg/m³ as compared to the reference T640x.

Canāree R1 Data Recovery and Intra-model Variability

- Data recovery for PM_{1.0} measurements was 100% for all units.
- Low to moderate PM_{1.0} concentration variations were observed between the units at 20°C and 40% RH, at low, medium, and high PM_{1.0} as measured by the T640x.

Precision: Canāree R1 (PM_{1.0})

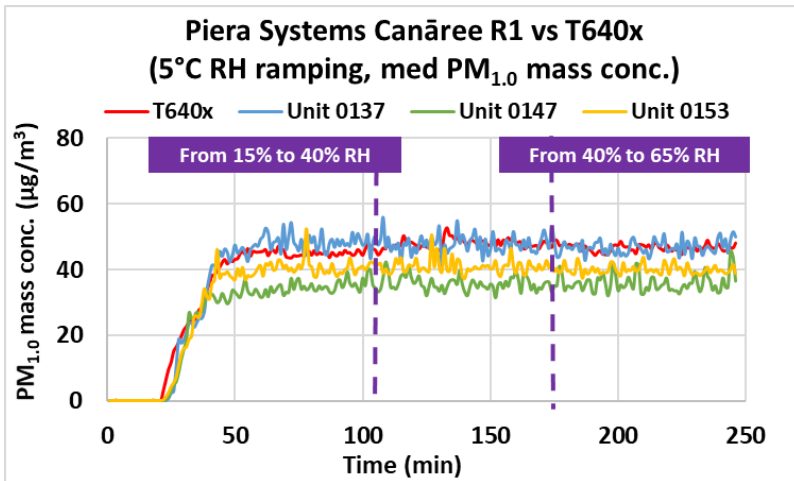
- Precision (effect of PM_{1.0} conc., temperature and relative humidity)



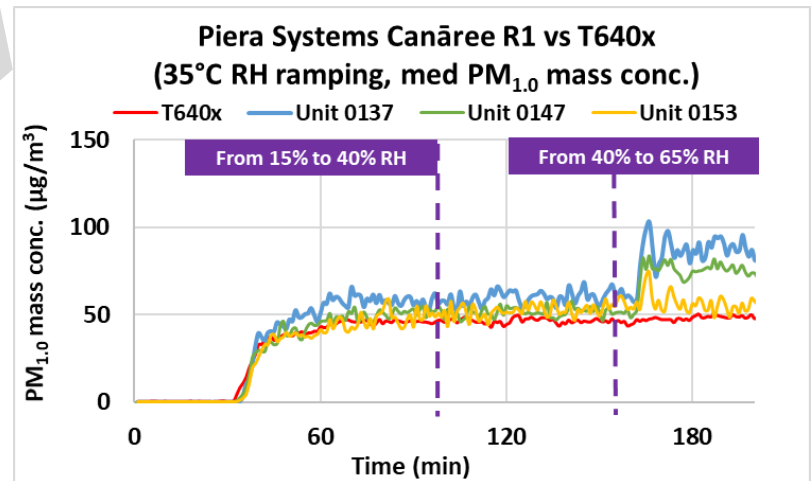
- Overall, Canāree R1 sensors showed high precision for all the combinations of low, medium, and high PM_{1.0} conc., T, and RH.

Climate Susceptibility: Canāree R1 (PM_{1.0})

Low Temp - RH ramping
(medium conc.)



High Temp - RH ramping
(medium conc.)



Discussion: PM_{1.0}

- **Accuracy:** Overall, the Canāree R1 sensors underestimated PM_{1.0} concentration values compared to the T640x PM_{1.0} mass concentration at 20°C and 40% RH, except at 15 and 50 µg/m³. The Canāree R1 sensors' accuracy ranged from 70.4 to 99.9% in the range of 10 to 300 µg/m³ as compared to the reference T640x.
- **Precision:** The three Canāree R1 sensors exhibited high precision during all tested PM_{1.0} conc., T, and RH conditions.
- **Intra-model variability:** Low to moderate PM_{1.0} measurement variations were observed among the three Canāree R1 sensors at 20°C and 40% RH.
- **Data Recovery:** Data recovery for PM_{1.0} measurements was 100% for all units.
- **Bias:** N/A
- **Detection limit:** The detection limit cannot be estimated due to limitations in the chamber system design.
- **Response time:** Response time could not be studied due to the design of the chamber system. With a 1.6 m³ chamber volume, it was not possible to reach a high pollutant concentration within a short time.
- **Linear Correlation:** The three Canāree R1 sensors showed very strong correlation/linear response with the corresponding T640x PM_{1.0} measurement data ($R^2 > 0.99$).
- **Selectivity:** N/A for PM sensors test
- **Interferences:** N/A for PM sensors test

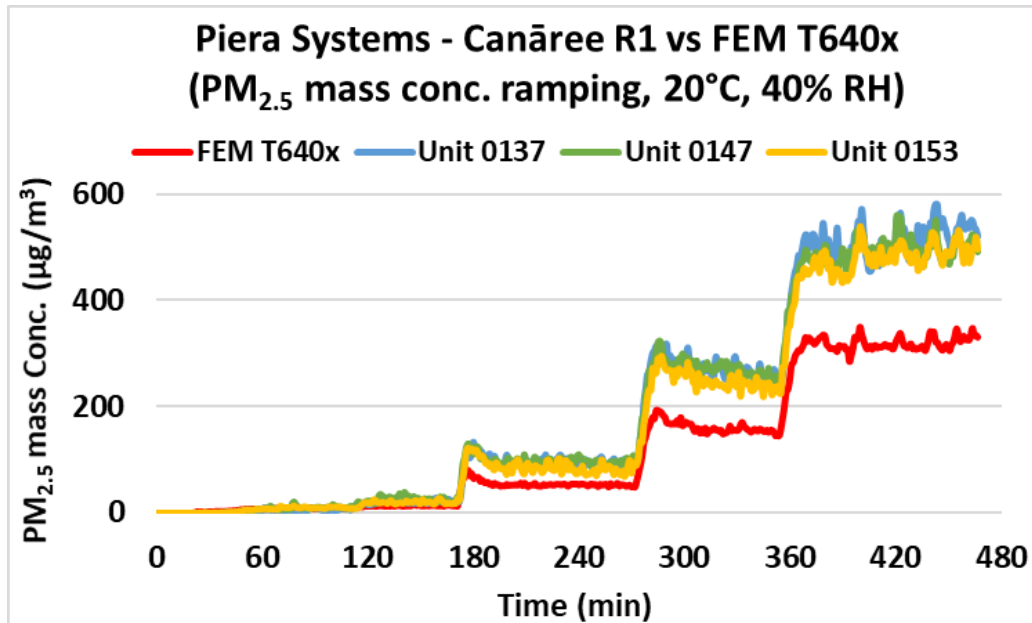
Discussion: PM_{1.0}

- **Measurement duration:** Canāree R1 sensors report 1-min averaged values.
- **Measurement frequency:** Canāree R1 sensors report 1-min averaged values. The obtained data was used for calculation of statistics (e.g. data recovery, intra-model variability, mean, accuracy, precision), and condensed to 5-minute averages for linear correlation studies against the T640x.
- **Sensor contamination and expiration:** Prior to the laboratory evaluation, the Canāree R1 sensors were tested in the field for two months. The PM_{1.0} laboratory studies lasted for about three weeks with intermittent non-operating periods and a storage period of ~12 months.
- **Concentration range:** Up to 1000 µg/m³ as suggested by the manufacturer. During the laboratory evaluation, the Canāree R1 sensors were challenged with PM_{1.0} concentrations up to 300 µg/m³.
- **Drift:** N/A
- **Climate susceptibility:** During the lab studies, climate did not significantly impact sensors' precision. Spiked concentrations were observed at the RH change points, especially at the 65% RH change point. The sensors overestimated the PM_{1.0} concentrations at 65% RH at 20°C and 35°C compared to the T640x.
- **Response to loss of power:** Canāree R1 sensors were powered through the entirety of the lab tests.

PM_{2.5}

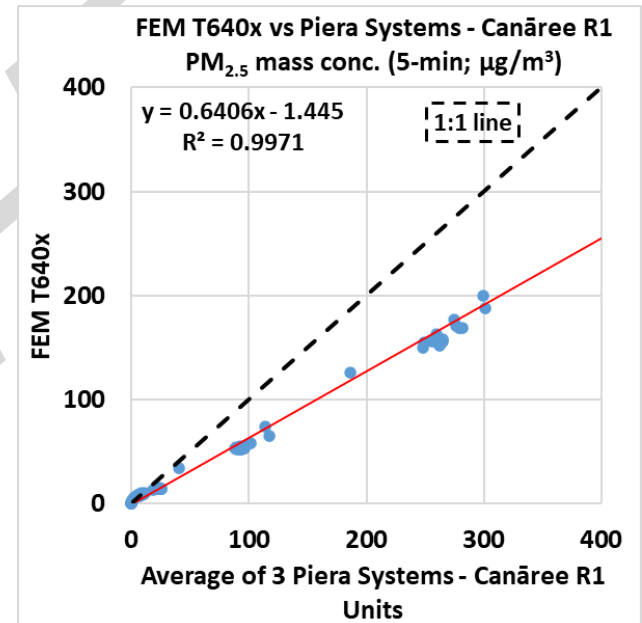
1. **FEM T640x vs Canāree R1**
2. **Accuracy, data recovery and intra-model variability**
3. **Precision**
4. **Climate susceptibility**
5. **Discussion**

Canāree R1 vs FEM T640x (PM_{2.5})



- The Canāree R1 sensors tracked well with the concentration variation but overestimated PM_{2.5}, compared to the FEM T640x in the concentration range of 0 - 300 µg/m³.

Coefficient of Determination



- The Canāree R1 sensors showed very strong correlations with the FEM T640x PM_{2.5} mass conc. ($R^2 > 0.99$)

Canāree R1 vs FEM T640x PM_{2.5} Accuracy

- Accuracy (20°C and 40% RH)

Steady State #	Sensor Mean (µg/m ³)	FEM T640x (µg/m ³)	Accuracy (%)
1	9.8	9.3	94.7
2	23.3	14.3	37.7
3	92.3	52.6	24.5
4	252.2	154.1	36.4
5	508.7	327.1	44.5

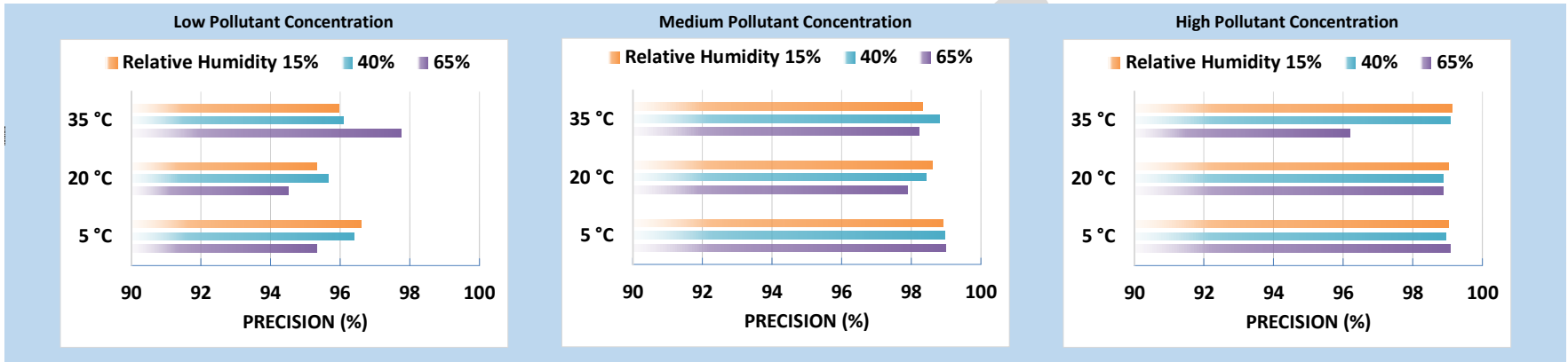
- Overall, the Canāree R1 sensors overestimated PM_{2.5} concentration values compared to the FEM T640x PM_{2.5} mass concentration at 20°C and 40% RH. The Canāree R1 sensors' accuracy ranged from 24.5% to 94.7% in the range of 10 to 300 µg/m³ as compared to the reference FEM T640x.

Canāree R1 Data Recovery and Intra-model Variability

- Data recovery for PM_{2.5} measurements was 100% for all units.
- Low PM_{2.5} concentration variations were observed between the units at 20°C and 40% RH, at low, medium, and high PM_{1.0} as measured by the FEM T640x.

Precision: Canāree R1 (PM_{2.5})

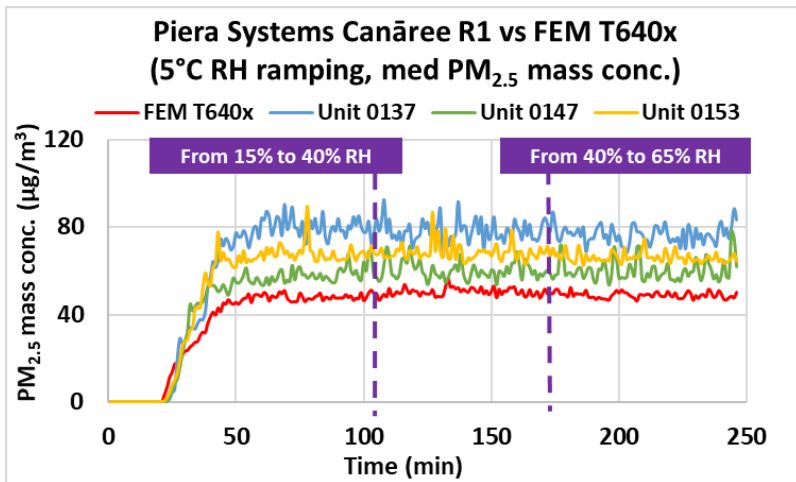
- Precision (effect of PM_{2.5} conc., temperature and relative humidity)



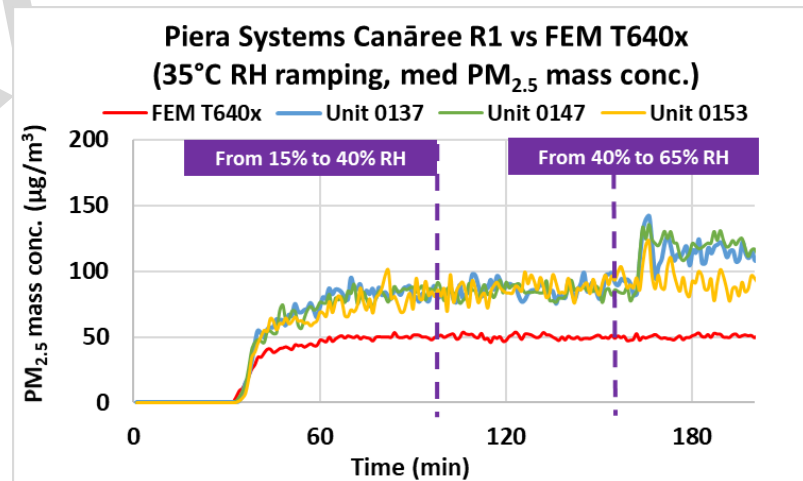
- Overall, Canāree R1 sensors showed high precision for all the combinations of low, medium, and high PM_{2.5} conc., T, and RH.

Climate Susceptibility: Canāree R1 (PM_{2.5})

Low Temp - RH ramping
(medium conc.)



High Temp - RH ramping
(medium conc.)



Discussion: PM_{2.5}

- **Accuracy:** Overall, the Canāree R1 sensors overestimated PM_{2.5} concentration values compared to the FEM T640x PM_{2.5} mass concentration at 20°C and 40% RH. The Canāree R1 sensors' accuracy ranged from 24.5% to 94.7% in the range of 10 to 300 µg/m³ as compared to the reference FEM T640x.
- **Precision:** The three Canāree R1 sensors exhibited high precision during all tested PM_{2.5} conc., T, and RH conditions.
- **Intra-model variability:** Low PM_{2.5} measurement variations were observed among the three Canāree R1 sensors at 20°C and 40% RH.
- **Data Recovery:** Data recovery for PM_{2.5} measurements was 100% for all units.
- **Bias:** N/A
- **Detection limit:** The detection limit cannot be estimated due to limitations in the chamber system design.
- **Response time:** Response time could not be studied due to the design of the chamber system. With a 1.6 m³ chamber volume, it was not possible to reach a high pollutant concentration within a short time.
- **Linear Correlation:** The three Canāree R1 sensors showed very strong correlation/linear response with the corresponding FEM T640x PM_{2.5} measurement data ($R^2 > 0.99$).
- **Selectivity:** N/A for PM sensors test
- **Interferences:** N/A for PM sensors test

Discussion: PM_{2.5}

- **Measurement duration:** Canāree R1 sensors report 1-min averaged values.
- **Measurement frequency:** Canāree R1 sensors report 1-min averaged values. The obtained data was used for calculation of statistics (e.g. data recovery, intra-model variability, mean, accuracy, precision), and condensed to 5-minute averages for linear correlation studies against the FEM T640x.
- **Sensor contamination and expiration:** Prior to the laboratory evaluation, the Canāree R1 sensors were tested in the field for two months. The PM_{2.5} laboratory studies lasted for about three weeks with intermittent non-operating periods and a storage period of ~12 months.
- **Concentration range:** Up to 1000 µg/m³ as suggested by the manufacturer. During the laboratory evaluation, the Canāree R1 sensors were challenged with PM_{2.5} concentrations up to 300 µg/m³.
- **Drift:** N/A
- **Climate susceptibility:** During the lab studies, climate did not significantly impact sensors' precision. Spiked concentrations were observed at the RH change points, especially at the 65% RH change point.
- **Response to loss of power:** Canāree R1 sensors were powered through the entirety of the lab tests.